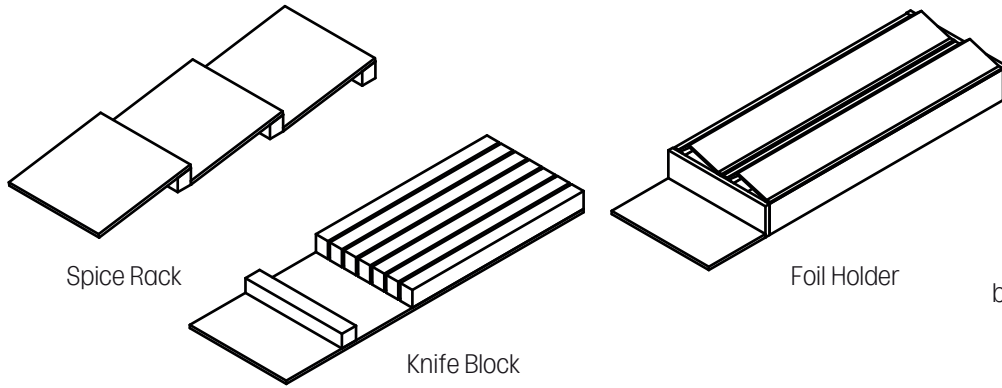


# Cutlery Drawer Inserts & Accessories

Insert accessory applications

**HYHLE83**



**Important Notes:**  
Ensure packaging is disposed of in a safe environmentally friendly way


Other insert accessory items may be available which are not shown here. Please check the Howdens trade book for product availability

## Accessory applications

■ Accessory position


Position the insert inside the drawer then fit the accessory as required.

**400mm**



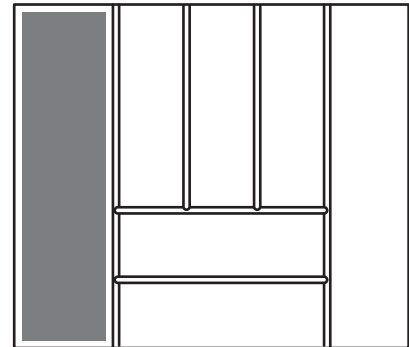
Internal accessories not compatible

**500mm**




x1 location

**600mm**



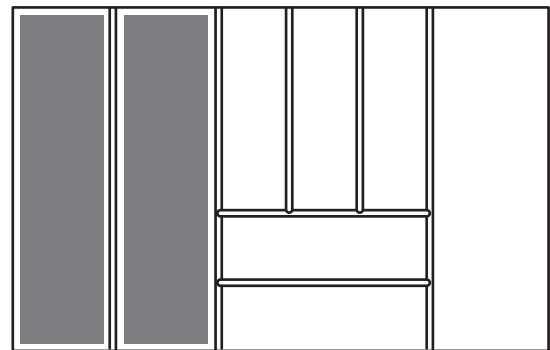
x1 location

**700mm**



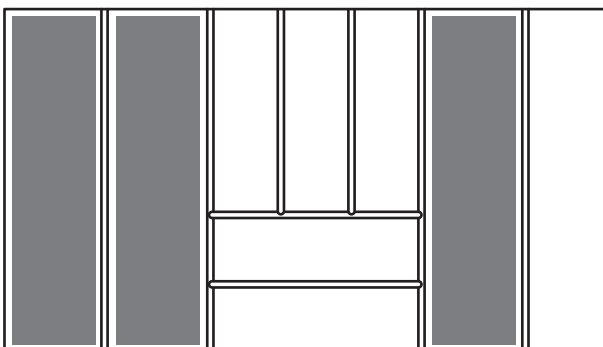
x2 locations

**800mm**



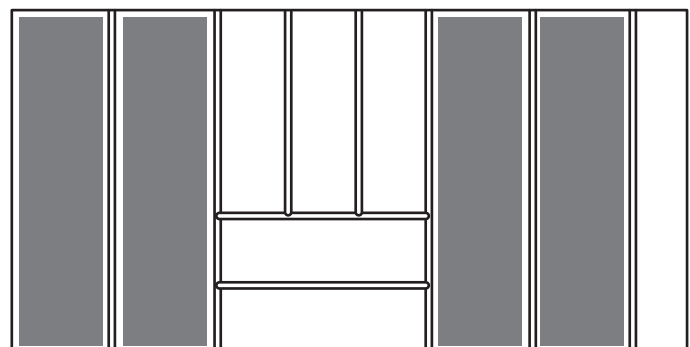
x2 locations

**900mm**



x3 locations

**1000mm**



x4 locations