



HOWDENS



Your product care and
maintenance guide

Looking after your Hardware

All hardware products are designed and manufactured to the highest levels, so ensuring they are properly cared for is important.

Satin Nickel, Satin Chrome and Brass

The coating on a lacquered product can degrade and is beyond the manufacturers control and cannot be guaranteed.



Recommendations

- Wipe with a soft cloth moistened with soapy water
- Use a soft cloth with beeswax
- Dry thoroughly



Avoid

- Damage to the surface from keys and rings
- Abrasive cleaning products



Cesano Polished Chrome Latch Door Handle

Nickel, Chrome and Pewter Effect

To maintain the bright, metallic finish of nickel, chrome and pewter effect hardware, following the guidance below.



Recommendations

- Wash periodically with a weak detergent solution
- Rub occasionally with paraffin or light oil on a dry cloth
- Dry thoroughly




Avoid

- Damage to the surface from keys and rings
- Solvent cleaners


Stainless Steel and Aluminium

Stainless steel and aluminium hardware typically requires little maintenance, but should still be carefully maintained.



Recommendations

- Remove smudges with a soft, damp cloth
- Dry thoroughly
- Dust regularly



Avoid

- Acid based cleaners
- Chlorine based cleaners
- Abrasive cloths and cleaners


Solid Pewter

Many solid pewter fixtures feature an antique-effect patina, which mirrors the appearance of vintage ironmongery for a look that is full of classic character. To maintain the factory finish, follow the guidance below.



Recommendations

- Clean every 3-6 months with warm, soapy water
- Dry thoroughly
- For darkened pewter, apply a coat of metal polish and buff vigorously when dry to a shine



Avoid

- Solvent cleaners
- Household polish or aerosols



Lecco Satin Stainless Steel Door Handle