




LAM9501 / LAM9550 External Ducting

A combination of APL2000 and APL2807 can be used for externally ducting directly out of the back of the product.



Cut 50mm of (A)

Connect all of the pieces securely using the tape provided to avoid any leaks.



Cut 34mm off 150Ø

Trim 26mm from rectangular end

For any other installations the ducting length and positioning may vary. This will need to be developed by the fitter. Additional pieces can be used from the LAM2013 kit if necessary or purchased directly from Hafele.