












Coloured backboards

	Heritage Stone - 3m x 600mm x 7mm	UK WKP1097
	Heritage Stone - 1m x 700mm x 7mm	UK WKP1098
	Titanium - 3m x 600mm x 7mm	UK WKP1197
	Titanium - 1m x 700mm x 7mm	UK WKP1198
	Heritage Blue - 3m x 600mm x 7mm	UK WKP1297
	Heritage Blue - 1m x 700mm x 7mm	UK WKP1298
	Dark Blue - 3m x 600mm x 7mm	UK WKP2197
	Dark Blue - 1m x 700mm x 7mm	UK WKP2198
	Lime - 3m x 600mm x 7mm	UK WKP4297
	Lime - 1m x 700mm x 7mm	UK WKP4298
	Burgundy - 3m x 600mm x 7mm	UK WKP5597

	Burgundy - 1m x 700mm x 7mm	UK WKP5598
	Charcoal - 3m x 600mm x 7mm	UK WKP5797
	Charcoal - 1m x 700mm x 7mm	UK WKP5798
	Gloss Cream - 3m x 600mm x 7mm	UK WKP5897
	Gloss Cream - 1m x 700mm x 7mm	UK WKP5898
	Gloss White - 3m x 600mm x 7mm	UK WKP5997
	Gloss White - 1m x 700mm x 7mm	UK WKP5998
	Olive - 3m x 600mm x 7mm	UK WKP6097
	Olive - 1m x 700mm x 7mm	UK WKP6098

Technical Information	
Material	Chipboard

Care & Installation	
Care and maintenance	<p>Use backboard sealer strips to finish off the edges</p> <p>Please note: a non-combustible splashback is required when installing a backboard behind a hob</p> <p>Avoid impact and scuffs with sharp or heavy objects to reduce the risk of damage</p> <p>Wash with mild soap or detergent, using plenty of warm water. Do not use an abrasive cleaner.</p> <p>Do not use: Scouring compounds, steel wool or harsh scrubbing brushes</p>

Key information

F = Forest Stewardship Council (FSC®)

P = Programme for the Endorsement of Forest Certification schemes (PEFC™)

UK = UK Manufactured

