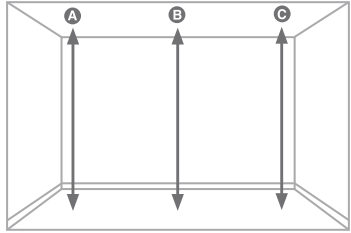




HOWDENS

MEASURING GUIDE FOR SLIDING WARDROBE DOORS.



Measure your ceiling height at three points along the length of the ceiling.









Next measure the width of the opening.

All sliding wardrobe doors are 2225mm tall and fit an opening height of 2260mm (white & oak), or 2275mm (Dove grey & Cashmere). They are available in two widths; 610mm and 914mm. The number of doors required will depend on the width of the opening, see table for guidelines.

Please be aware that, with exception of the budget twin pack, sliding door track sets are sold separately, and there are two systems available. Ensure you have the right system for your doors.

The sliding doors will come with detailed installation instructions, as will the trackset.

IDEAL OPENING WIDTH*	NUMBER OF DOORS REQUIRED	DOOR SIZE REQUIRED
1145mm	 X2	610mm
1680mm	 X3	610mm
2290mm	 X4	610mm
1753mm	 X2	914mm
2592mm	 X3	914mm
3506mm	 X4	914mm

*Ideal opening width is based on a 75mm overlap where doors meet.