



The slim line door with the fire resistant core
35mm Fire Door

JELD WEN
WINDOWS & DOORS



FIREGUARD™

THE SLIM LINE DOOR WITH THE FIRE RESISTANT CORE



35mm Fire Door

The slim line door with the fire resistant core



The slim line door with the fire resistant core

JELD WEN
WINDOWS & DOORS

www.jeld-wen.co.uk

JELD WEN
WINDOWS & DOORS

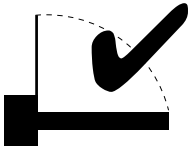
www.jeld-wen.co.uk

CF572/CF573

35mm FD30 Fire Door Installation Instructions

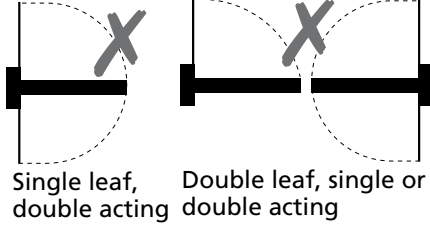
This door is to be installed as FD30 Doorset.
Maximum leaf size 2040mm x 926mm.

ALLOWED



Single leaf,
single acting

*NOT ALLOWED



Single leaf, double acting
Double leaf, single or double acting

GLAZING



Aperturing to be completed by an approved third party BWF CERTIFIRE member only

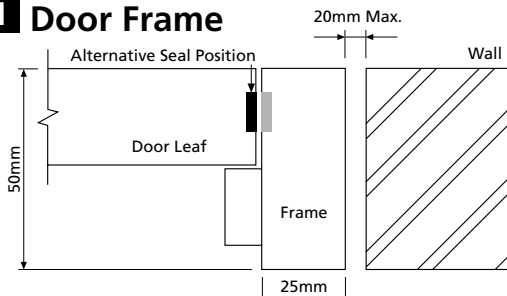


*For other configurations, closers and glazing of apertures, see the specific manufacturer's technical data sheet from www.jeld-wen.co.uk or phone the company helpline on 0845 122 2890

Installation Instructions


All dimensions are in millimetres (mm)

1 Door Frame



The frame to wall gap must be filled with stone wool or sealed with intumescent mastic if less than 6mm wide.

4 Door Seals

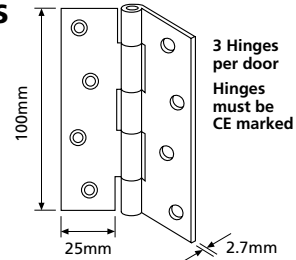


5 Hinges & Screws

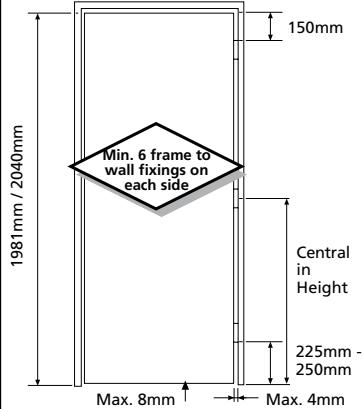
8 Screws per hinge
Min. 32mm long
(Minimum 25mm long to MDF frames)



Diameter: 3mm
OR No. 08



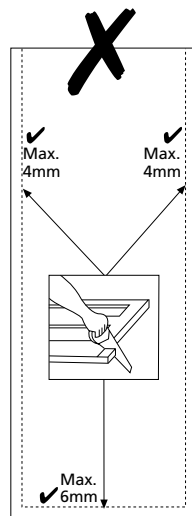
2 Hinge Position & Fixing Locations



Measure from the top of the floor covering to the underside of the door.

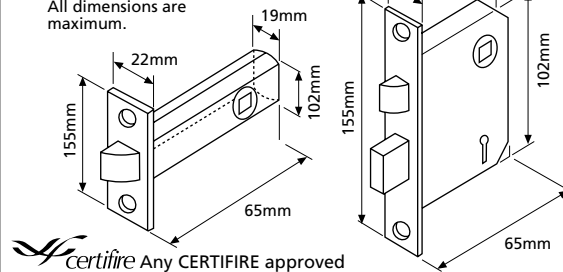
NOTE: Where smoke seals are required the threshold gap shall be 3mm maximum unless a threshold seal is fitted.

3 Trimming of the door

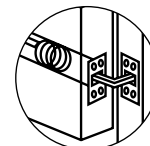
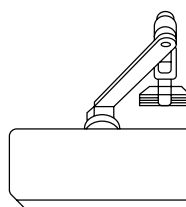


6 Lock or Latch

All dimensions are maximum.



7 Door Closer



Jamb mounted closer may be used on internal doors to dwelling with single family occupancy. Fix central in mid-rail in all moulded faced doors.

certifire Any CERTIFIRE approved to BS EN 1154



CF 572 A12345
JELD-WEN UK Ltd
Tel: 0845 122 2890

Fire Door Certification invalid unless installed and maintained exactly in accordance with Manufacturer's instructions and this label is retained unmarked and not removed.

CERTIFIED
FIRE
DOOR
DO NOT REMOVE LABEL

FD
30

NEVER REMOVE THIS TAMPER EVIDENT LABEL FROM THE TOP EDGE OF THE DOOR LEAF

