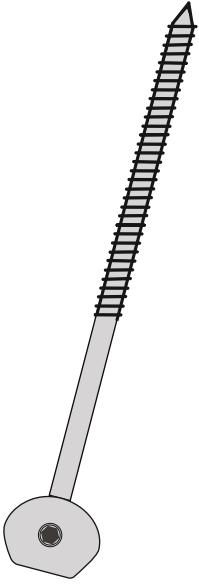





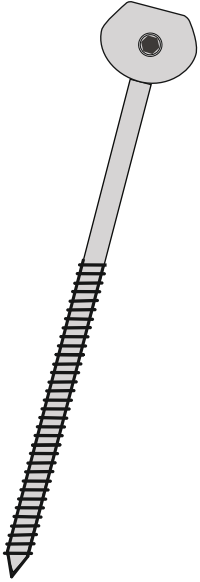
Allows For Easy And Quick Tightening Deep Within The Post

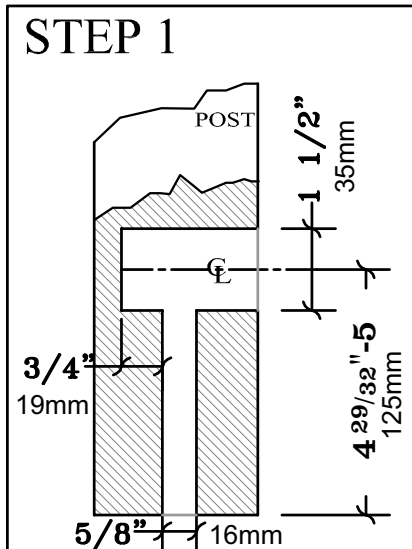
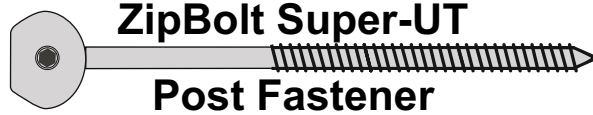
Installation Instructions ZipBolt Super-UT Post Fastener Strong and Fast



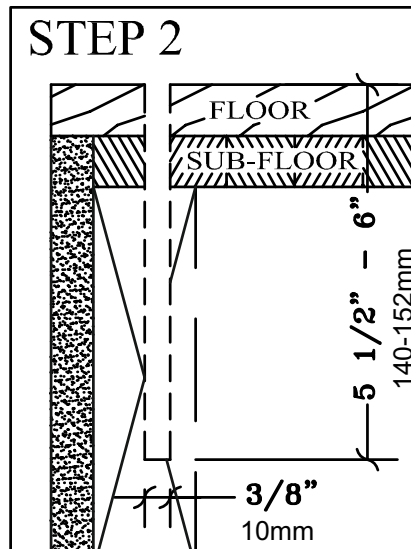
Installation Instructions ZipBolt Super-UT Post Fastener Strong and Fast

Allows For Easy And Quick Tightening Deep Within The Post

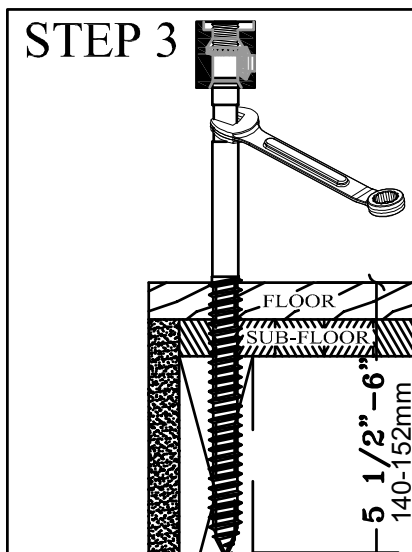




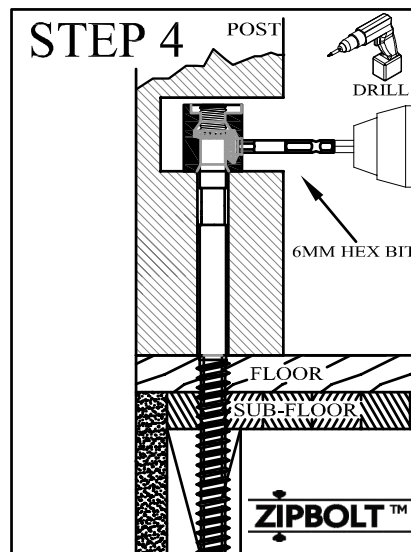
Cut the post to length, mark the centre of the underneath of the post and then mark the horizontal entry hole, proceed to bore holes.



Mark the centre post hole onto the floor, bore hole into reinforced floor area.



Wind screw shaft into floor with wrench/spanner or adjustable wrench/tool, For easier installation of screw shaft in hardwoods use wax or soap for lubrication and if necessary ream hole.



Fit post over screw shaft then enter UT Gear housing onto the shaft thread, proceed to tighten with Allen wrench or power tool.

Visit our Website www.zipbolt.com.au